

CMSC-S Series Common Mode Chokes

Product Outline

1. FEATURES

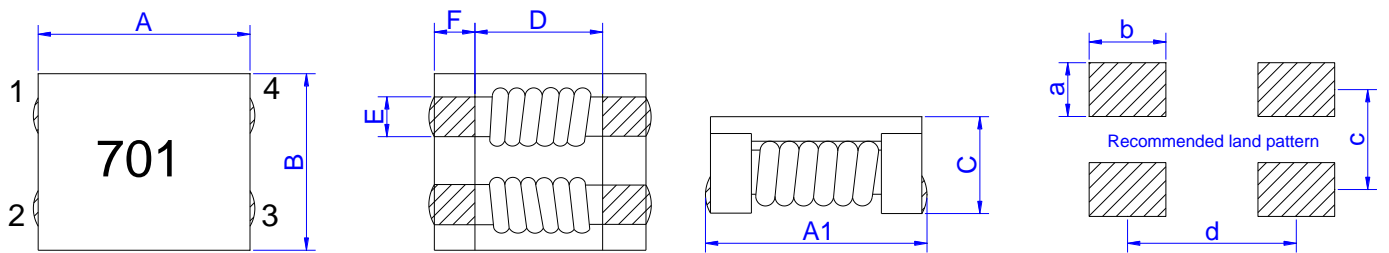
- High common mode impedance at high frequency cause excellent noise suppression performance.
- CMSC series realizes small size and low profile.
- 100% Lead (Pb) & Halogen-Free and RoHS compliant.
- Operating temperature-40~+125°C (Including self-temperature rise)

2. APPLICATIONS

- USB2.0 of IEEE1394, PC, peripheral equipment, small digital AV equipment, etc.
- LVDS lines of Note PC, LCD
- Audio lines



Dimensions

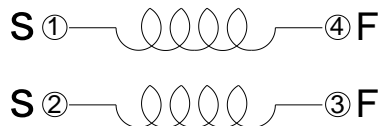


Unit: mm

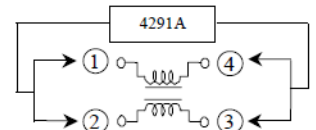
Type	A	A1	B	C	D	E	F	a	b	c	d	Packaging (pcs/reel)
CMSC4520S	4.7±0.5	5.0±0.5	4.5±0.5	2.2 max	2.7	1.0±0.2	1.0±0.2	1.5	1.5	2.0	3.7	1000
CMSC7060S	7.0±0.5	7.5±0.5	6.0±0.5	3.8 max	3.5	1.5±0.2	1.7±0.2	2.0	2.5	3.25	5.3	1500
CMSC9070S	9.0±0.5	9.5±0.5	7.0±0.5	4.8 max	5.6	1.8±0.2	1.7±0.2	2.0	2.75	3.5	7.2	700
CMSC1211S	12.0±0.5	12.5±0.5	10.8±0.5	6.4 max	7.0	2.7±0.2	2.5±0.2	3.2	3.0	5.25	9.5	500
CMSC1513S	15.0±0.5	15.5±0.5	13.0±0.5	6.6 max	9.8	2.6±0.2	2.5±0.2	3.0	3.6	6.0	12.5	350

Dimensions without tolerance are typical.

Schematic Diagram



Common Mode
Impedance TEST



Product Identification

CMSC 7060 S - 701 T 01

(1) (2) (3) (4) (5) (6)

- (1) Product Series No.
- (2) Dimension symbol. 7060=7.0 x 6.0mm (L x H)
- (3) Internal control code(black cover).
- (4) Impedance value. 701=70×10¹Ω=700 Ω
- (5) Packaging. T=Taping, B=Bulk.
- (6) Characteristic parameter level.

All specifications are subject to change without notice.

CMSC4520S Electrical Characteristics

Part Number	Impedance ① (Ω) at 100MHz		DCR ② (mΩ)	Insulation Resistance (MΩ)	Rated Voltage (V)	Rated ③ Current (A)
	typ	min	max	Min	max	max
CMSC4520S-900T01	90	60	35	10	50	3.8
CMSC4520S-151T01	150	90	40	10	50	3.5
CMSC4520S-231T01	230	180	45	10	50	3.2
CMSC4520S-301T01	300	200	45	10	50	3.0
CMSC4520S-401T01	400	300	50	10	50	2.5
CMSC4520S-701T01	700	500	59	10	50	2.2
CMSC4520S-901T01	900	650	68	10	50	2.1
CMSC4520S-102T01	1000	800	68	10	50	2.1
CMSC4520S-122T01	1200	1000	74	10	50	2.0
CMSC4520S-142T01	1400	1200	81	10	50	1.9

CMSC7060S Electrical Characteristics

Part Number	Impedance ① (Ω) at 100MHz		DCR ② (mΩ)	Insulation Resistance (MΩ)	Rated Voltage (V)	Rated ③ Current (A)
	typ	min	max	Min	max	max
CMSC7060S-400T01	70	40	5	10	125	15.0
CMSC7060S-101T01	140	100	10	10	125	9.0
CMSC7060S-301T01	300	225	10	10	125	5.0
CMSC7060S-501T01	500	275	10	10	125	5.0
CMSC7060S-701T01	700	500	15	10	125	4.0
CMSC7060S-102T01	1000	800	17	10	125	3.0
CMSC7060S-132T01	1300	910	21	10	125	2.5
CMSC7060S-272T01	2700	2000	63	10	125	1.0
CMSC7060S-302T01	3000	2500	75	10	125	0.9

CMSC9070S Electrical Characteristics

Part Number	Impedance ① (Ω) at 100MHz		DCR ② (mΩ)	Insulation Resistance (MΩ)	Rated Voltage (V)	Rated ③ Current (A)
	typ	min	max	Min	max	max
CMSC9070S-301T01	300	225	6	10	125	6.0
CMSC9070S-501T01	600	450	8	10	125	5.5
CMSC9070S-701T01	700	500	10	10	125	5.0
CMSC9070S-102T01	1000	750	13	10	125	4.0
CMSC9070S-222T01	2200	1700	50	10	125	3.0
CMSC9070S-272T01	2700	2000	80	10	125	2.0
CMSC9070S-302T01	3000	2500	80	10	125	2.0

All specifications are subject to change without notice.

CMSC1211S Electrical Characteristics

Part Number	Impedance ① (Ω) at 100MHz		DCR ② (mΩ)	Insulation Resistance (MΩ)	Rated Voltage (V)	Rated ③ Current (A)
	typ	min	max	Min	max	max
CMSC1211S-231T01	230	80	2.0	10	125	10.0
CMSC1211S-301T01	300	200	4.0	10	125	9.0
CMSC1211S-501T01	500	300	5.5	10	125	8.0
CMSC1211S-701T01	700	500	6.0	10	125	8.0
CMSC1211S-801T01	800	600	8.0	10	125	8.0
CMSC1211S-102T01	1000	750	14	10	125	6.0
CMSC1211S-252T01	2500	2200	35	10	125	1.8
CMSC1211S-272T01	2700	2300	50	10	125	1.5

CMSC1513S Electrical Characteristics

Part Number	Impedance ① (Ω) at 100MHz		DCR ② (mΩ)	Insulation Resistance (MΩ)	Rated Voltage (V)	Rated ③ Current (A)
	typ	min	max	Min	max	max
CMSC1513S-301T01	300	225	4.0	10	125	15.0
CMSC1513S-301T02	300	225	5.0	10	125	13.0
CMSC1513S-551T01	550	400	5.0	10	125	12.0
CMSC1513S-551T02	550	400	6.0	10	125	10.0
CMSC1513S-501T01	500	400	6.0	10	125	10.0
CMSC1513S-601T01	600	500	7.0	10	125	10.0
CMSC1513S-701T01	700	500	7.0	10	125	10.0
CMSC1513S-102T01	1000	800	10.0	10	125	9.0
CMSC1513S-152T01	1500	1200	23.0	10	125	5.0

Note:

- ① Impedance measured on a 4991A Keysight Technologies or equivalent.
- ② DCR measured on a micro-ohmmeter (Single winding) .
- ③ Rated Current: The DC current at which $\Delta t=40^{\circ}\text{C}$,measure pin1 to 2,short pin3,4 (at 25°C).